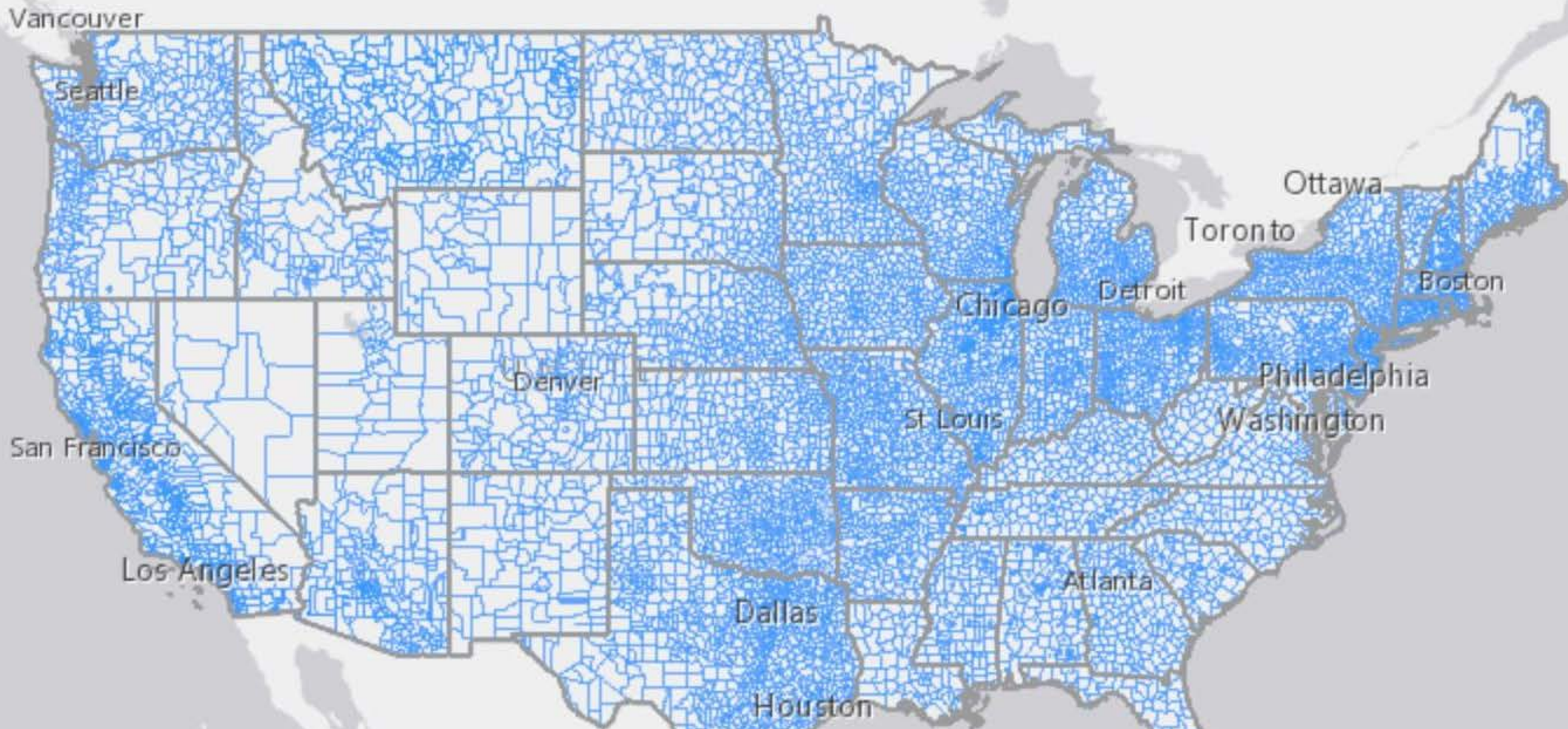


# The New School Segregation

---

HOW SCHOOL DISTRICT SECESSIONS FOSTER SEGREGATION &  
INEQUALITY



# Importance of School District Boundary Lines

\*Source National Center for Education Statistics

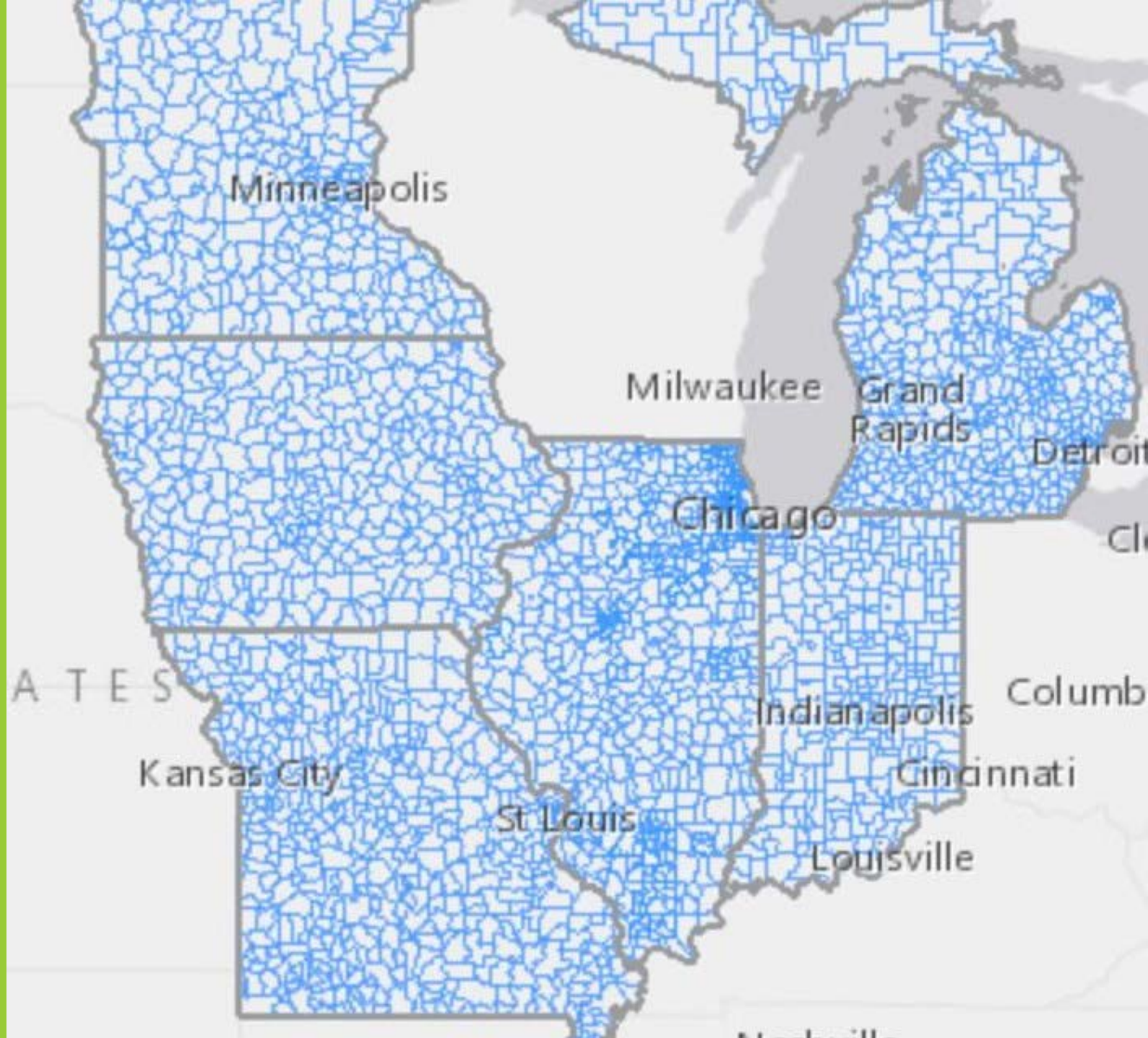


## Importance of School District Boundary Lines: A View from the Northeast

\*Source National Center for Education Statistics

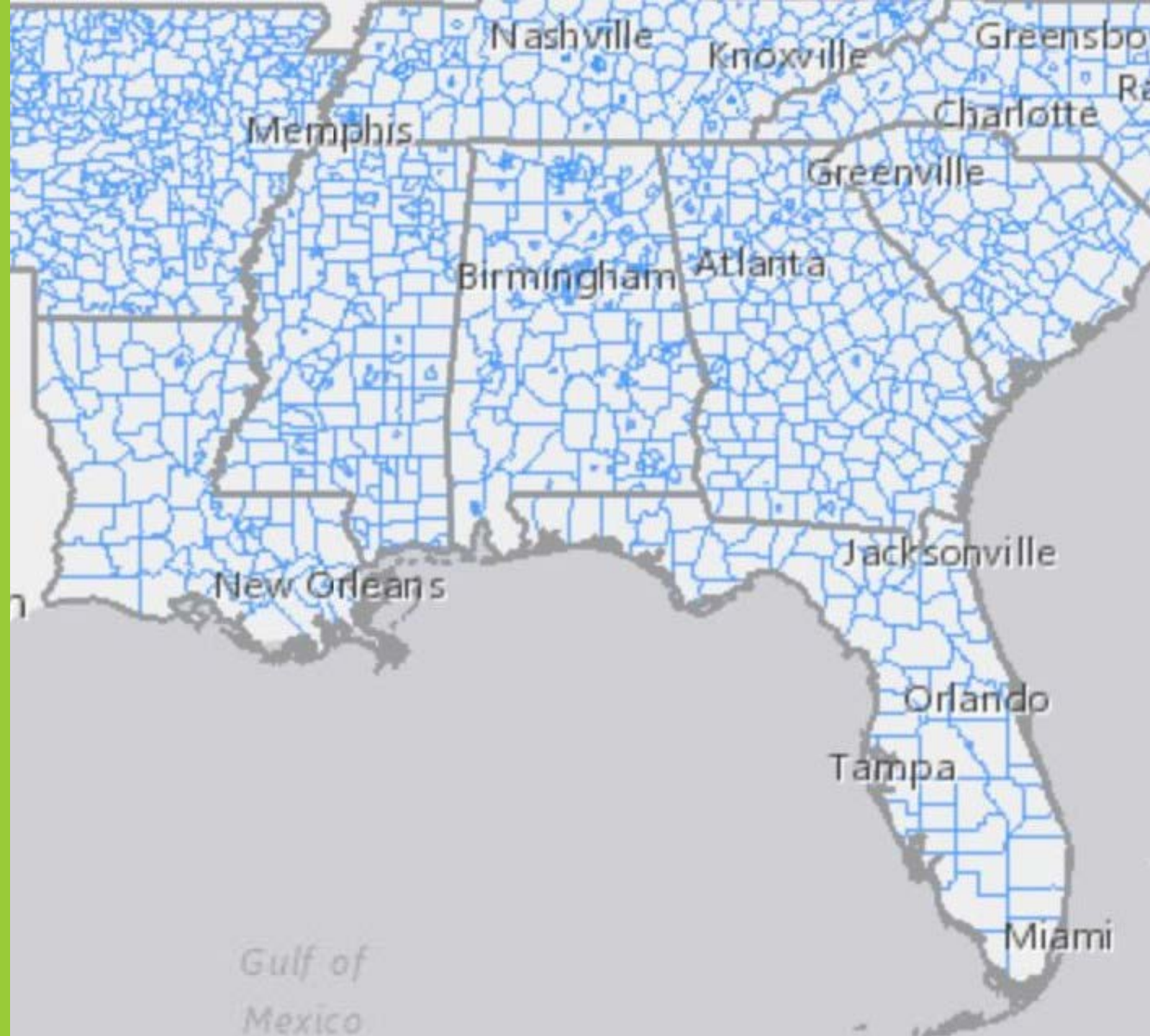
# Importance of School District Boundary Lines: A View from the Midwest

\*Source National Center for Education Statistics



# Importance of School District Boundary Lines: A View From the South

\*Source National Center for Education Statistics



# Proliferation of Boundary Lines through School District Secessions

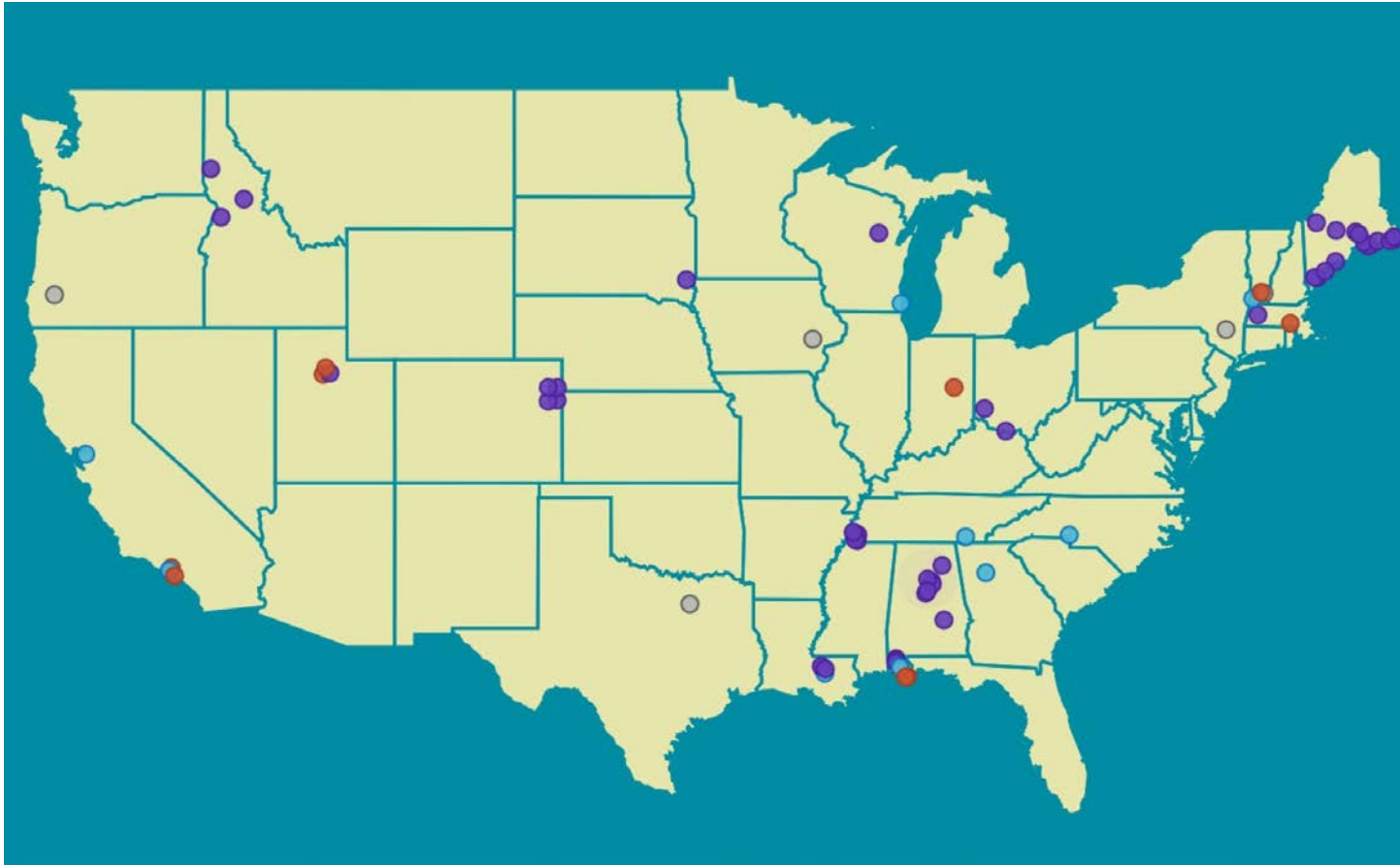
---

## ❖ What is a School District Secession?

- ❖ Process by which a municipality or unincorporated territory detaches itself from one established school district and forms its own independent and autonomous school district

# The Geography of School District Secessions

Data Source\* EdBuild Report Fractured The Break Down of America's School Districts



71 attempted  
secessions

47 successful  
secessions

9 defeated  
secessions

6 inactive  
secessions

9 ongoing  
sessions

30 States Have Laws Governing School District Secessions

20 States Have No Laws Governing School District Secessions

21 states require a voter referendum

21 states require approval by a state agency

3 states require a constitutional amendment

# Legal Landscape For School District Secessions



# Incoherencies in Legal Landscape For School District Secessions

---

- Staunch normative commitment to localism or local Control
- Decline of active school desegregation orders
- Few states require a study of the racial and/or economic implications of a secession before allowing it
- Myopic voter referenda requirements

# How School District Secessions Impact Educational Opportunity

---

- Increases racial and economic segregation between school districts
- Increases funding and resource disparities between school districts
- Creates inefficiencies in provision of public education

## Jefferson County School District - 2000 to 2015 Enrollment by Race and Ethnicity

	2000		2005		2010		2015	
	Number	Percent	Number	Percent	Number	Percent	Number	Percent
<b>Total</b>	40726	100.00%	35834	100.00%	35860	100.00%	35988	100.00%
<b>White (Non-</b>	30804	75.64%	21811	60.87%	18321	51.09%	15629	43.43%
<b>Black (Non-</b>	9354	22.97%	12861	35.89%	15304	42.68%	17017	47.29%
<b>Hispanics (any race)</b>	350	0.86%	906	2.53%	1794	5.00%	2899	8.06%

## Race and Class Implications: An Example From Jefferson County, Alabama

\*Source: Supplemental Report Jefferson County Bd. of Educ.

# Race and Class Implications: An Example From Jefferson County, Alabama

\*Source: UNITED STATES CENSUS BUREAU

	Jefferson County School Aged Demographics	Gardendale School Aged Demographics
Black	45%	8%
White	46%	88%
Asian	<3%	< 1%
Latino	<6%	<1%
Socioeconomically Disadvantaged	57%	4.8%

# Possible Solutions

---

## Policymakers

Adopt more robust rules governing school district secessions such as:

- requiring racial and socio economic impact studies
- more inclusive voter referenda
- Encourage and incentivize interdistrict collaboration

# Possible Solutions

---

## Courts

- Adopt a burden shifting framework for evaluating the impact of a secession on an ongoing desegregation order
- More rigorous monitoring of boundary changes for districts subject to an ongoing desegregation order